



**GAMMON TECHNICAL PRODUCTS, INC.**  
P.O. BOX 400 - 2300 HWY 34  
MANASQUAN, N.J. 08736


**PHONE** 732-223-4600  
**FAX** 732-223-5778  
**EMAIL** [gammontech@gammontech.com](mailto:gammontech@gammontech.com)

**JET TEST QD®**  
**BULLETIN 14**  
**(08-08)**

# TESTING


## DURING REFUELING WITH THE JET TEST QD®

A MINIATURE PERMANENTLY INSTALLED QUICK DISCONNECT  
COUPLER FOR TESTING DURING JET REFUELING OPERATIONS




Backed by 40 years of successful performance all over the world, the Jet Test QD® is a proven concept in Quick Disconnect Couplers for performing tests for dirt, water and pressure regulation during the refueling of jet aircraft.

The Jet Test QD® is so small it can be installed permanently on the underwing fueling nozzle. Prior to the introduction of this product, a pressure or contamination test at the nozzle could not be performed without considerable fuel spillage while a connection was fabricated at the plugged port.




Perform a contamination test - with the Gammon MINIMONITOR® Kit (or Millipore Test Kit). No preparation time is required - just twist out the dust plug with a coin and insert the test apparatus. This takes less than 15 seconds.

See Bulletin 8



Perform a water test with the Gammon AQUA-GLO®. A complete test can be performed, including dust plug removal and replacement well within 3 minutes.

See Bulletin 86



Perform a pressure test while refueling the aircraft. It takes only a few seconds: twist the dust plug with a coin and pull it out - insert the test gauge and twist to lock on the bayonet pin.

See Bulletin 46



GTP-235-9K



GTP-235-9



GTP-235-9T



## COUPLER

The exposed portion of the Jet Test QD® Coupler is no larger than a standard hex head pipe plug. Yet, it contains an inner or primary seal as well as an outer secondary seal which is created by the dust plug.

## DUST PLUGS

This is a dust plug that is also a secondary pressure seal and is removed only when a test is to be run. GTP-235-9 with thumbnail slot is the standard plug. If the knurled plug (GTP-235-9K) or the tee handle plug (GTP-235-9T) is desired, the customer must specify. For couplers with the suffix "S" and "AH," the standard dust plug is GTP-235-9S. If the knurled or tee handle versions of this dust plug are desired, please specify. GTP-235-9 is included unless otherwise specified.

## ACTUATOR

The actuator should be attached permanently to the test apparatus or pressure gauge. The standard actuator is GTP-235-2, shown in the photograph. A short version (GTP-235-2AH) is available to fit the "S" and "AH" couplers.

Insert the actuator nipple a quarter turn, and rotate to lock on bayonet pin. The internal valve automatically opens and a test can be performed.

REFUELING NOZZLE			JET TEST QD® COUPLER MODEL	
MAKE	MODEL	THREAD SIZE	LONG STYLE	SHORT STYLE
WHITTAKER* CARTER CLAVAL	All Models	3/8 NPT	GTP-235-3/8	GTP-235-3/8S(See Note)
AVERY HARDOLL	All Models	3/8 BSP		GTP-235-3/8AH
ZENITH	AR630, Ar631	12MM	GTP-235-Z	
CARTER	6902 MILITARY D-1	7/16-20 WITH O-RING BOSS	GTP-235-1/4AND	
<b>NOTE:</b> Avery Hardoll and Flight Refuelling nozzles must use the short or AH Jet Test Qd's® (to avoid interference) and therefore must use short actuators (GTP-235-2AH). Customers who also have other brands of nozzles should use the "Short" or "S" style Jet Test Qd's® so that both long and short actuators will not be needed on test equipment.			<b>ACTUATOR FOR ABOVE MODELS</b> GTP-235-2             GTP-235-2AH ACTUATORS HAVE 1/4" NPT THREADS	

All metal components are 300 Series stainless steel, except the dust plug which is aluminum. Sealing compound is Viton. We welcome an opportunity to propose on non-standard specials to meet other size, thread, material, or sealing compound specifications.

\* Formerly known as Parker, Thiem and now Whittaker.

Replacement Dust Plugs: Specify style shown in photograph. If the coupler has the suffix "S" order GTP-235-9S, GTP-235-9SK or GTP-235-9ST.

**\*\*CAUTION:** If the sample ports on a Carter nozzle are laterally side by side when nozzle is viewed with the nose seal up, use only the right hand port